


**MONTHLY TREASURER'S REPORT**  
 BY BRANDY VICK, COUNTY TREASURER,  
 NOVEMBER 2024


	Beginning Balance	Revenues	Disbursements	Transfer In	Transfer Out	Ending Balance	Investments Redeemed	Investments Purchased	Demand Balance	Investment Balance	Total Deposits
Texpool Insurance	\$922,085.76	\$3,125.43	\$0.00	\$0.00	\$220,000.00	\$705,211.19	\$0.00	\$0.00	\$0.00	\$705,211.19	\$705,211.19
TexPool Available	\$419,270.77	\$1,648.37	\$0.00	\$4,704.17	\$0.00	\$425,623.31	\$0.00	\$0.00	\$0.00	\$425,623.31	\$425,623.31
TexPool Operating	\$21,493,338.31	\$80,647.19	\$0.00	\$0.00	\$750,000.00	\$20,823,985.50	\$0.00	\$0.00	\$0.00	\$20,823,985.50	\$20,823,985.50
TexPool Permanent	\$1,132,067.88	\$4,383.04	\$0.00	\$0.00	\$4,704.17	\$1,131,746.75	\$0.00	\$0.00	\$0.00	\$1,131,746.75	\$1,131,746.75
FNB Operating	\$1,320,628.01	\$2,180,932.85	\$855,047.08	\$750,000.00	\$807,889.27	\$2,588,624.51	\$0.00	\$0.00	\$2,588,624.51	\$0.00	\$2,588,624.51
FNB Payroll	\$6,896.75	\$8.57	\$661,616.30	\$661,616.30	\$0.00	\$6,905.32	\$0.00	\$0.00	\$6,905.32	\$0.00	\$6,905.32
FNB Insurance	\$38,790.26	\$22,519.56	\$269,093.49	\$366,272.97	\$0.00	\$158,489.30	\$0.00	\$0.00	\$158,489.30	\$0.00	\$158,489.30
FNB Available	\$13,470.71	\$1.28	\$0.00	\$0.54	\$0.00	\$13,472.53	\$0.00	\$0.00	\$13,472.53	\$0.00	\$13,472.53
FNB Permanent	\$6,141.78	\$0.49	\$0.00	\$0.00	\$0.54	\$6,141.73	\$0.00	\$0.00	\$6,141.73	\$0.00	\$6,141.73
FNB IRC/125	\$23,782.93	\$1.89	\$0.00	\$0.00	\$0.00	\$23,784.82	\$0.00	\$0.00	\$23,784.82	\$0.00	\$23,784.82
FNB Holding	\$567,973.39	\$45.13	\$0.00	\$0.00	\$0.00	\$568,018.52	\$0.00	\$0.00	\$568,018.52	\$0.00	\$568,018.52
FNB Water Grants	\$950.00	\$0.00	\$0.00	\$0.00	\$0.00	\$950.00	\$0.00	\$0.00	\$950.00	\$0.00	\$950.00
FNB Unclaimed	\$15,228.74	\$1.21	\$0.00	\$0.00	\$0.00	\$15,229.95	\$0.00	\$0.00	\$15,229.95	\$0.00	\$15,229.95
<b>Totals</b>	<b>\$25,960,625.29</b>	<b>\$2,293,315.01</b>	<b>\$1,785,756.87</b>	<b>\$1,782,593.98</b>	<b>\$1,782,593.98</b>	<b>\$26,468,183.43</b>	<b>\$0.00</b>	<b>\$0.00</b>	<b>\$3,381,616.68</b>	<b>\$23,086,566.75</b>	<b>\$26,468,183.43</b>

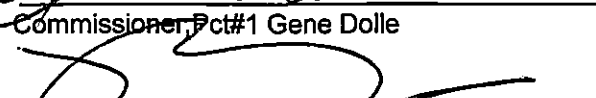
TOTAL INDEBTEDNESS


Investment Register on back


Submitted under the provision of the Local Government Code Section 114.026


  
 County Judge, Todd Tefteller

  
 Commissioner, Pct#1 Gene Dolle

  
 Commissioner, Pct#2 Dustin Nicholson

  
 County Treasurer, Brandy Vick

  
 Commissioner, Pct#3 Michael Ashley

  
 Commissioner, Pct#4 Jay W. Miller

# UPSHUR COUNTY INVESTMENT ACTIVITY

## NOVEMBER 2024

<b>ACCOUNT</b>	<b>AMOUNT</b>	<b>TRANSFERRED OUT</b>	<b>TRANSFERRED IN</b>	<b>EARNED INTEREST</b>
TexPool Operating	\$20,823,985.50			\$80,647.19
TexPool Insurance	\$705,211.19			\$3,125.43
TexPool Perm School	\$1,131,746.75	\$4,704.17		\$4,383.04
TexPool Avail School	\$425,623.31		\$4,704.17	\$1,648.37
FNB Avail	\$13,472.53			\$1.28
FNB Perm	\$6,141.73			\$0.49
FNB Holding	\$568,018.52			\$45.13
FNB Insurance	\$158,489.30			\$4.84
FNB Operating	\$2,588,624.51			\$214.84
<b>TOTALS</b>	<b>\$26,421,313.34</b>	<b>\$4,704.17</b>	<b>\$4,704.17</b>	<b>\$90,070.61</b>

# UPSHUR COUNTY INVESTMENT ACTIVITY

## NOVEMBER 2024

<u>ACCOUNT</u>	<u>AMOUNT</u>	<u>TRANSFERRED OUT</u>	<u>TRANSFERRED IN</u>	<u>EARNED INTEREST</u>
TexPool Operating	\$20,823,985.50			\$80,647.19
TexPool Insurance	\$705,211.19			\$3,125.43
TexPool Perm School	\$1,131,746.75	\$4,704.17		\$4,383.04
TexPool Avail School	\$425,623.31		\$4,704.17	\$1,648.37
FNB Avail	\$13,472.53			\$1.28
FNB Perm	\$6,141.73			\$0.49
FNB Holding	\$568,018.52			\$45.13
FNB Insurance	\$158,489.30			\$4.84
FNB Operating	\$2,588,624.51			\$214.84
<b>TOTALS</b>	<b>\$26,421,313.34</b>	<b>\$4,704.17</b>	<b>\$4,704.17</b>	<b>\$90,070.61</b>